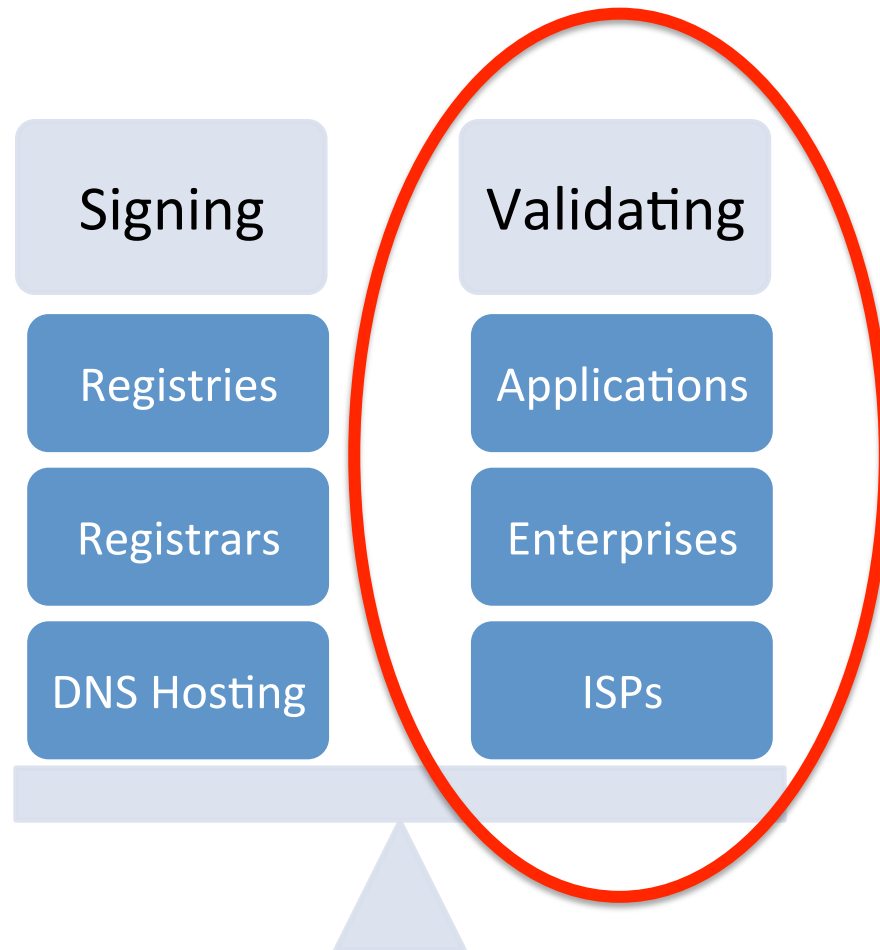


State of DNSSEC Deployment

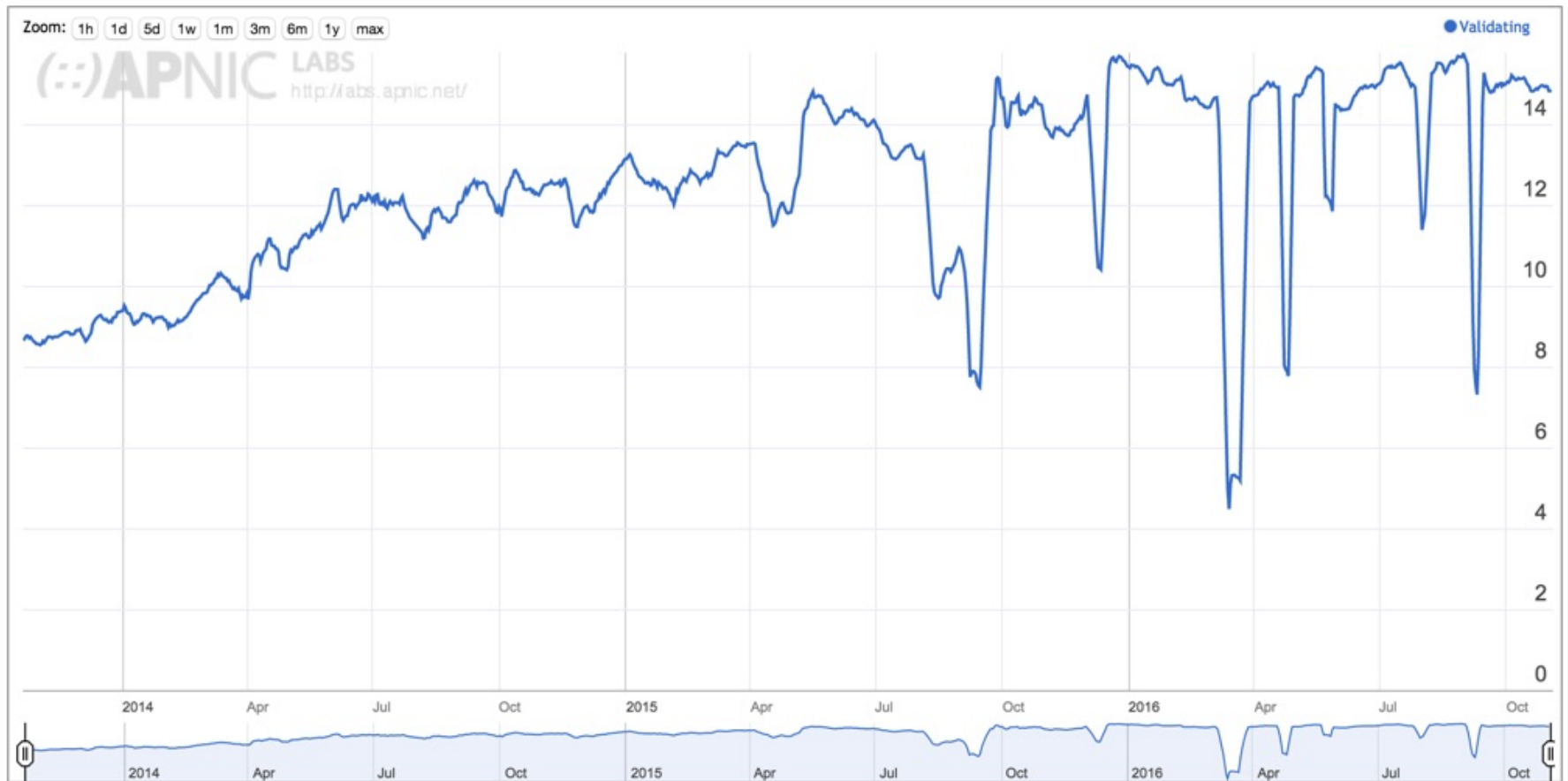
IEPG – 13 November 2016

Dan York, Internet Society

The Two Parts of DNSSEC



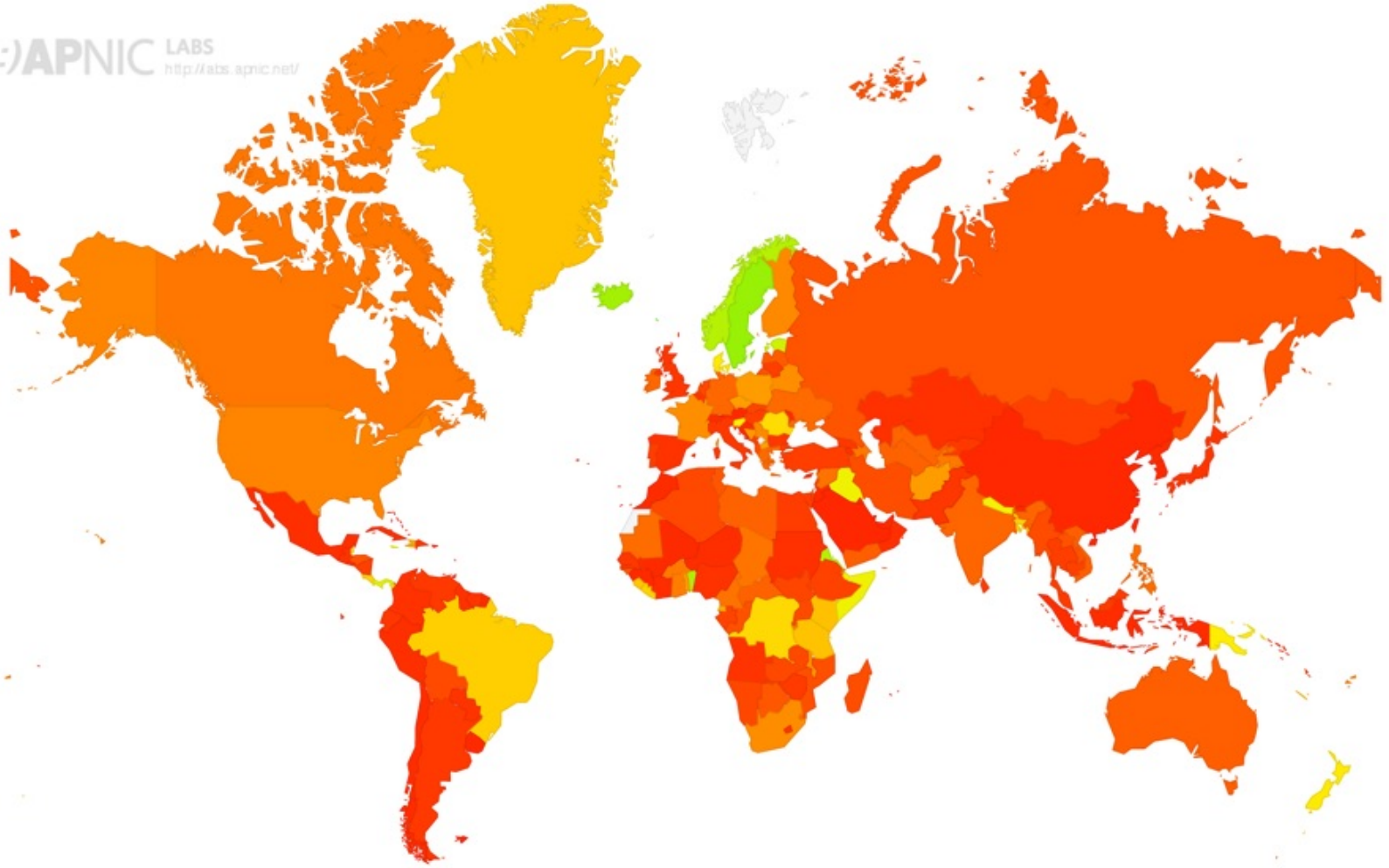
Use of DNSSEC Validation for World (XA)



<http://stats.labs.apnic.net/dnssec/XA?c=XA&x=1&g=0&r=0&w=7&r=1>

DNSSEC Validation Rate by country (%)

APNIC LABS
<http://labs.apnic.net/>

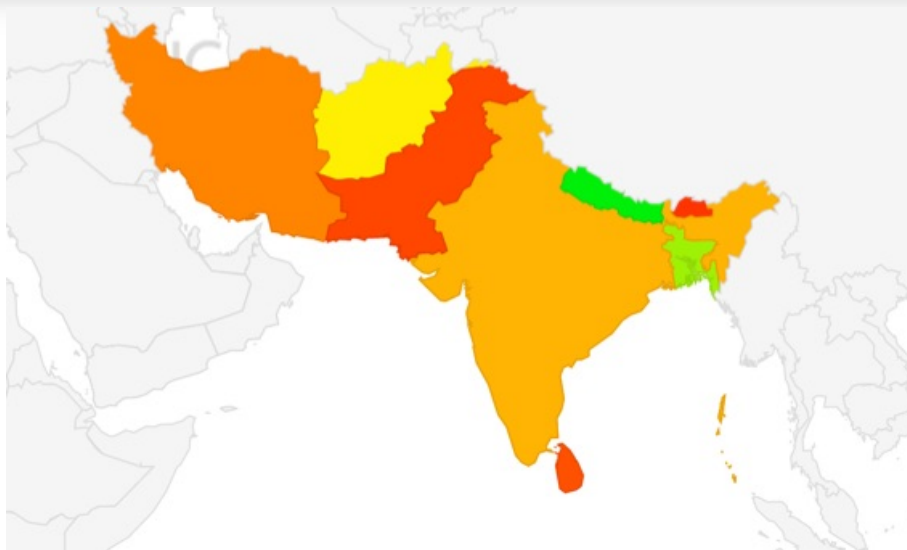


<http://stats.labs.apnic.net/dnssec>

Code	SubRegion	DNSSEC Validates	Uses Google PDNS
QQ	Melanesia, Oceania	35.23%	27.69%
XH	Eastern Africa, Africa	32.99%	29.26%
XK	Southern Africa, Africa	31.05%	15.81%
XQ	Northern America, Americas	25.44%	8.80%
QM	Northern Europe, Europe	22.68%	4.44%
QP	Australia and New Zealand, Oceania	21.59%	4.32%
QO	Western Europe, Europe	21.58%	6.33%
XT	Southern Asia, Asia	21.24%	23.82%
XP	South America, Americas	21.17%	15.17%
XW	Eastern Europe, Europe	20.27%	14.25%
XI	Middle Africa, Africa	15.33%	33.23%
XU	South-Eastern Asia, Asia	13.02%	16.01%
XN	Caribbean, Americas	12.94%	14.87%
XR	Central Asia, Asia	11.37%	14.52%
QN	Southern Europe, Europe	11.04%	10.38%
XV	Western Asia, Asia	10.84%	12.64%
QR	Micronesia, Oceania	10.49%	26.55%
XJ	Northern Africa, Africa	8.67%	16.94%
XO	Central America, Americas	7.51%	16.58%
XL	Western Africa, Africa	7.01%	34.79%
XS	Eastern Asia, Asia	2.64%	5.46%
QS	Polynesia, Oceania	2.23%	7.25%

<http://stats.labs.apnic.net/dnssec/XA?c=XA&x=1&g=1&r=0&w=7&r=1>

CC	Country	DNSSEC Validates	Uses Google PDNS
NP	Nepal, Southern Asia, Asia	55.47%	12.52%
BD	Bangladesh, Southern Asia, Asia	39.89%	45.23%
AF	Afghanistan, Southern Asia, Asia	27.67%	48.60%
IN	India, Southern Asia, Asia	20.47%	21.25%
MV	Maldives, Southern Asia, Asia	16.50%	24.95%
IR	Iran (Islamic Republic of), Southern Asia, Asia	14.91%	27.21%
LK	Sri Lanka, Southern Asia, Asia	8.36%	15.18%
PK	Pakistan, Southern Asia, Asia	6.79%	13.71%
BT	Bhutan, Southern Asia, Asia	3.95%	6.18%



Note: Minimal use of Google PDNS in some countries (this means DNSSEC support by local ISPs)

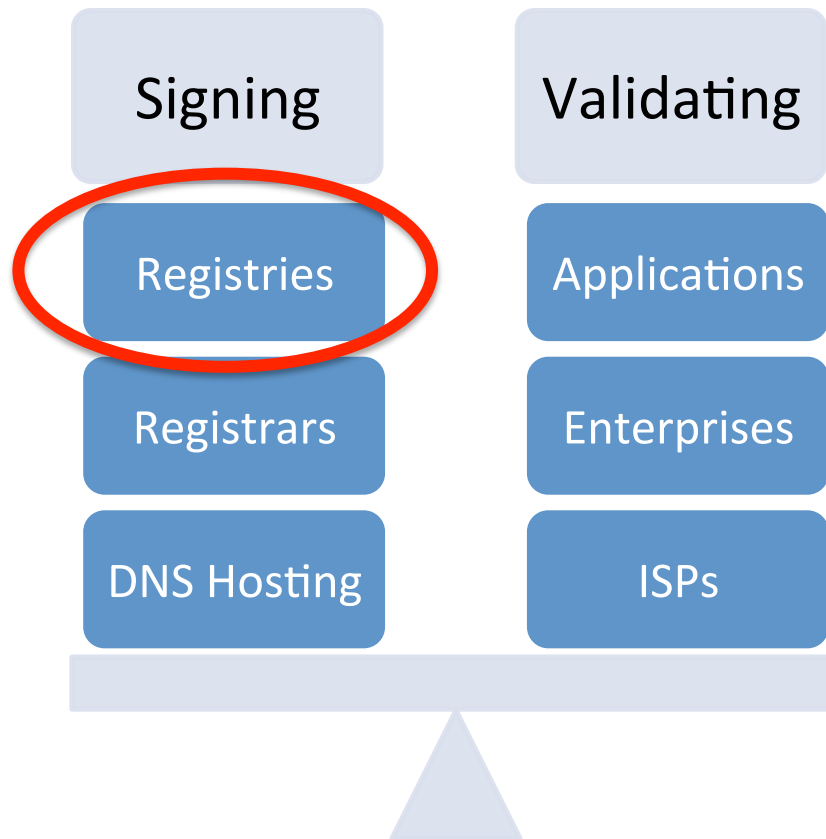
<http://stats.labs.apnic.net/dnssec/XT?o=cXAw7x1g1r1>

CC	Country	DNSSEC Validates	Uses Google PDNS	Samples
HK	Hong Kong Special Administrative Region of China, Eastern Asia, Asia	15.72%	8.93%	1,659,780
MN	Mongolia, Eastern Asia, Asia	8.63%	11.57%	983,698
JP	Japan, Eastern Asia, Asia	6.70%	5.33%	3,442,996
KP	Democratic People's Republic of Korea, Eastern Asia, Asia	5.00%	76.65%	1,139
KR	Republic of Korea, Eastern Asia, Asia	3.24%	4.93%	2,926,084
MO	Macao Special Administrative Region of China, Eastern Asia, Asia	3.17%	3.60%	477,158
TW	Taiwan, Eastern Asia, Asia	2.34%	9.85%	7,502,603
CN	China, Eastern Asia, Asia	1.70%	5.40%	40,784,442



<http://stats.labs.apnic.net/dnssec/XS?o=cXAw7x1g1r1>

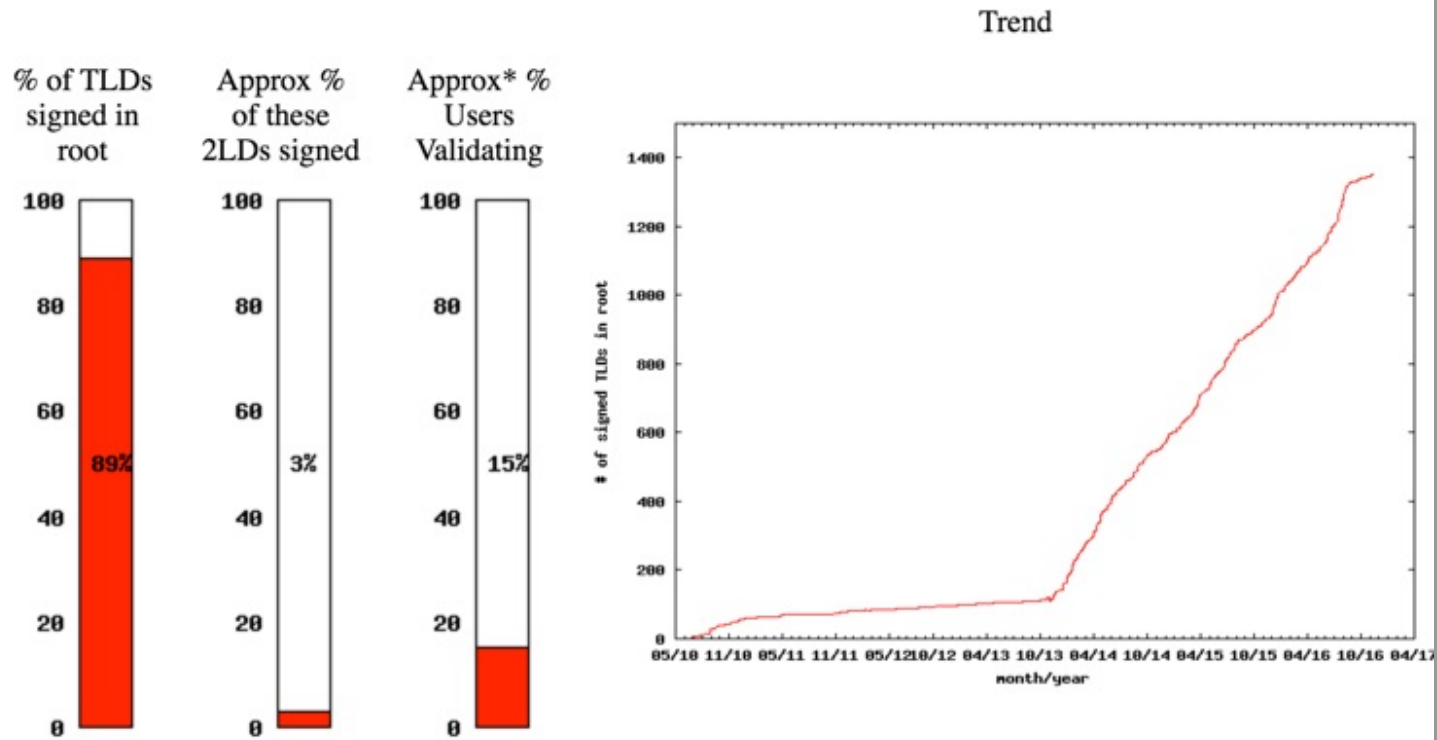
The Two Parts of DNSSEC



DNSSEC Deployment Report

Fri Nov 11 23:15:49 UTC 2016

Total TLDs: 1513 / Signed TLDs in root: 1353 / Recently added: box. (11/11/2016)



*From <http://stats.labs.apnic.net/dnssec>

89% of TLDs signed

<https://rick.eng.br/dnssecstat/>

TLD DNSSEC Implementation Status

Experimental – internal experiments

Announced – Public commitment to deploy

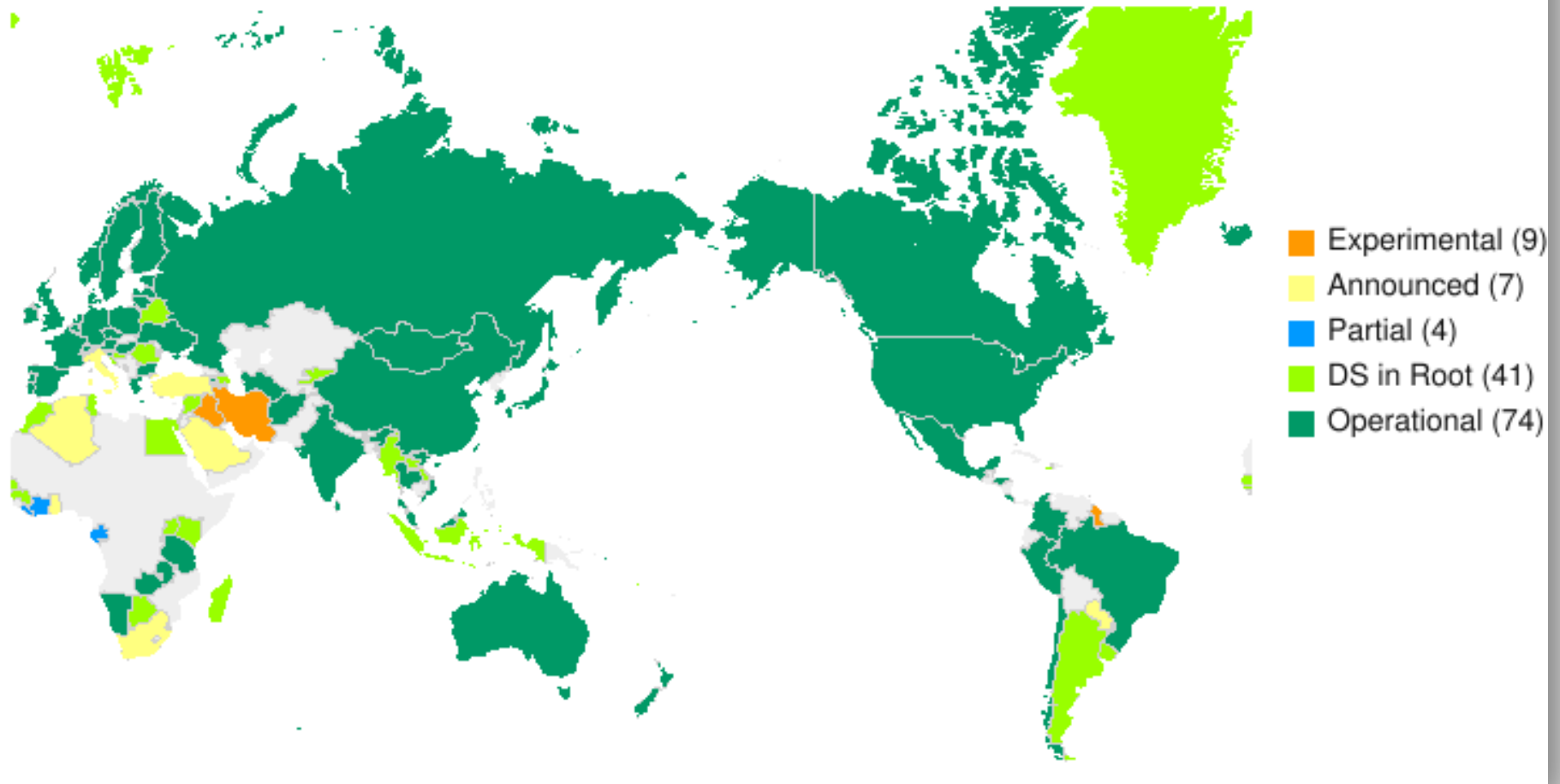
Partial – Zone is signed but not in operation

DS in Root

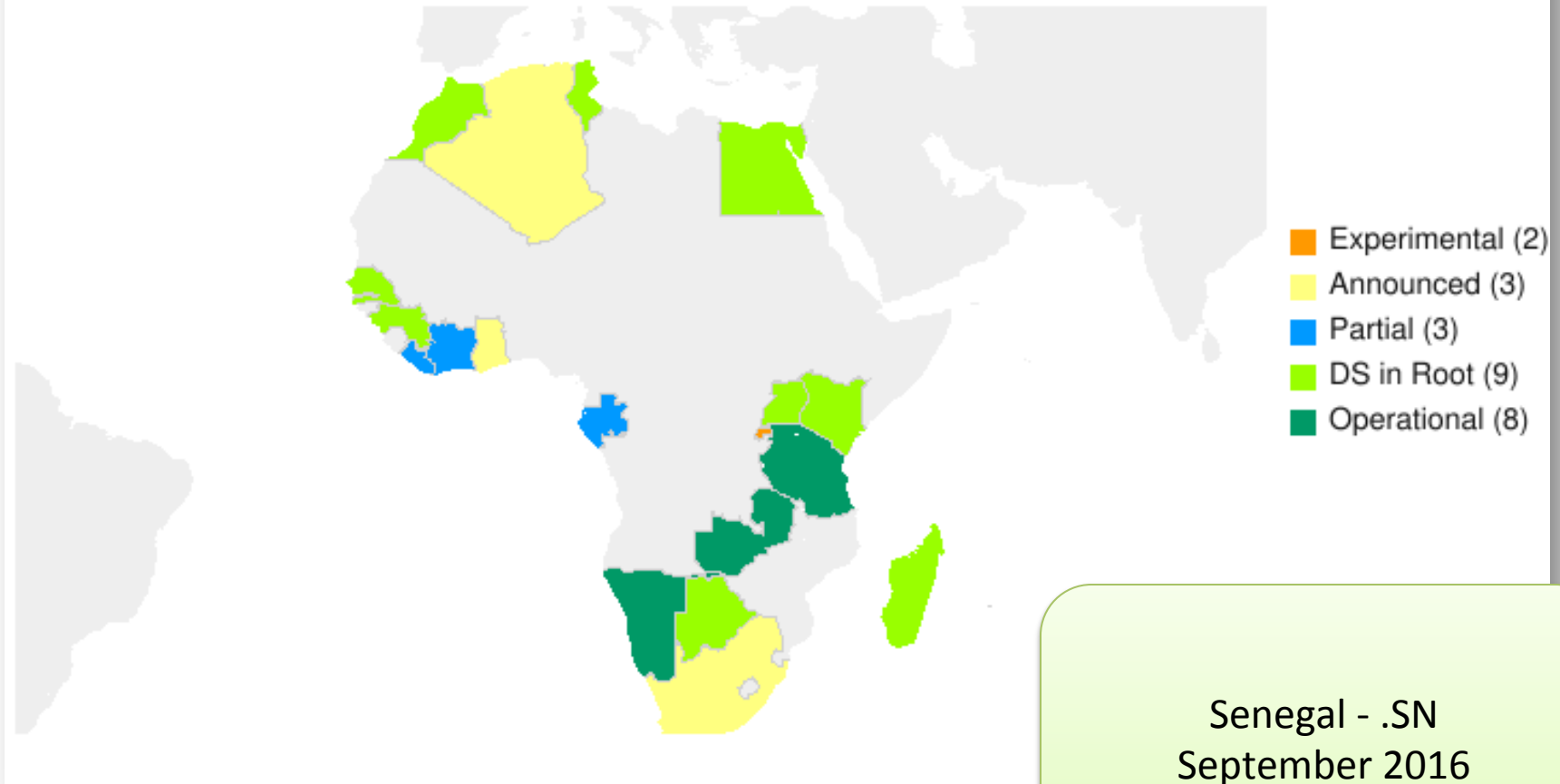
Operational – Accepting signed delegations



ccTLD DNSSEC Status on 2016-10-31



AF ccTLD DNSSEC Status on 2016-10-31

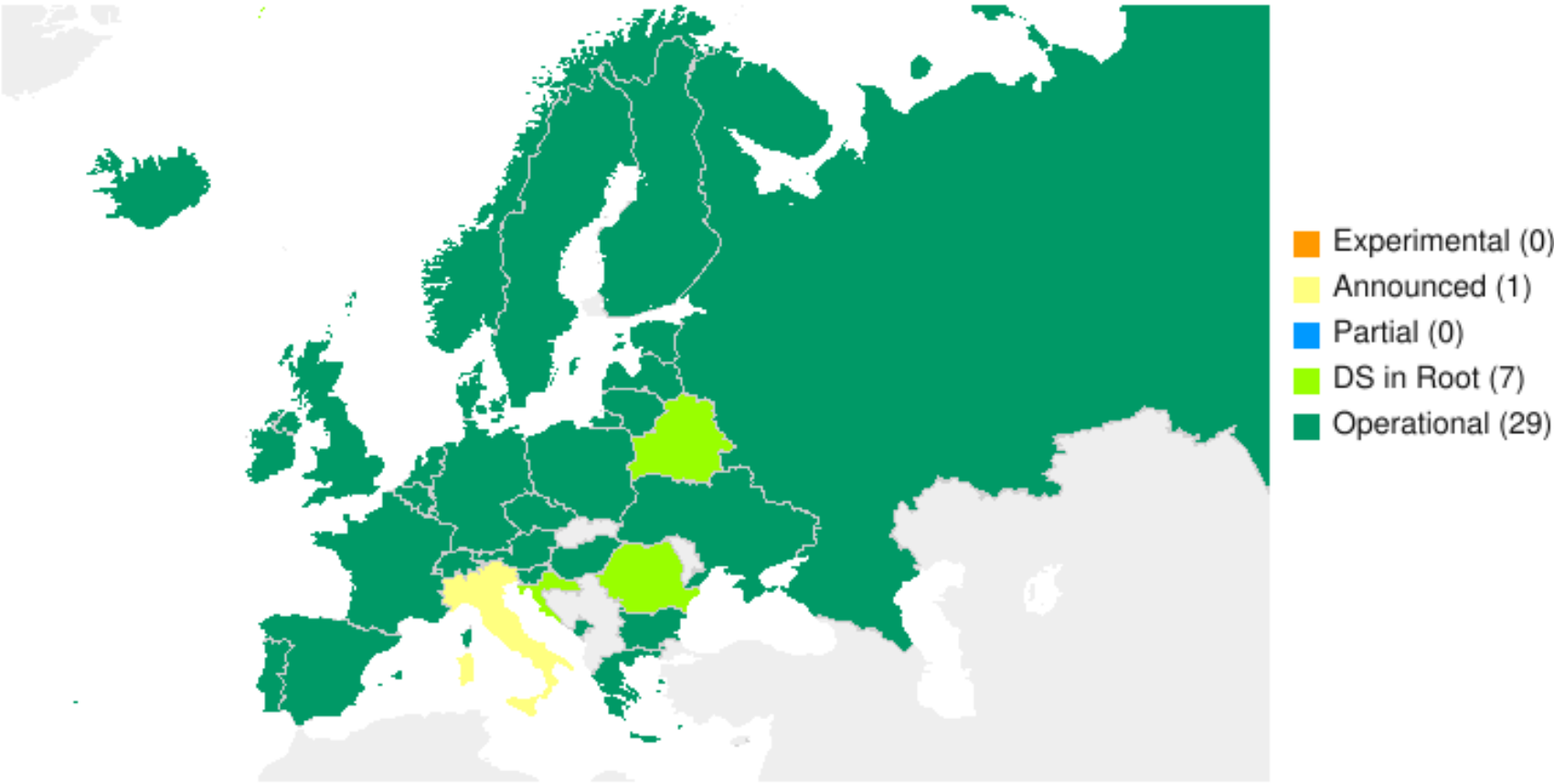


AP ccTLD DNSSEC Status on 2016-10-31

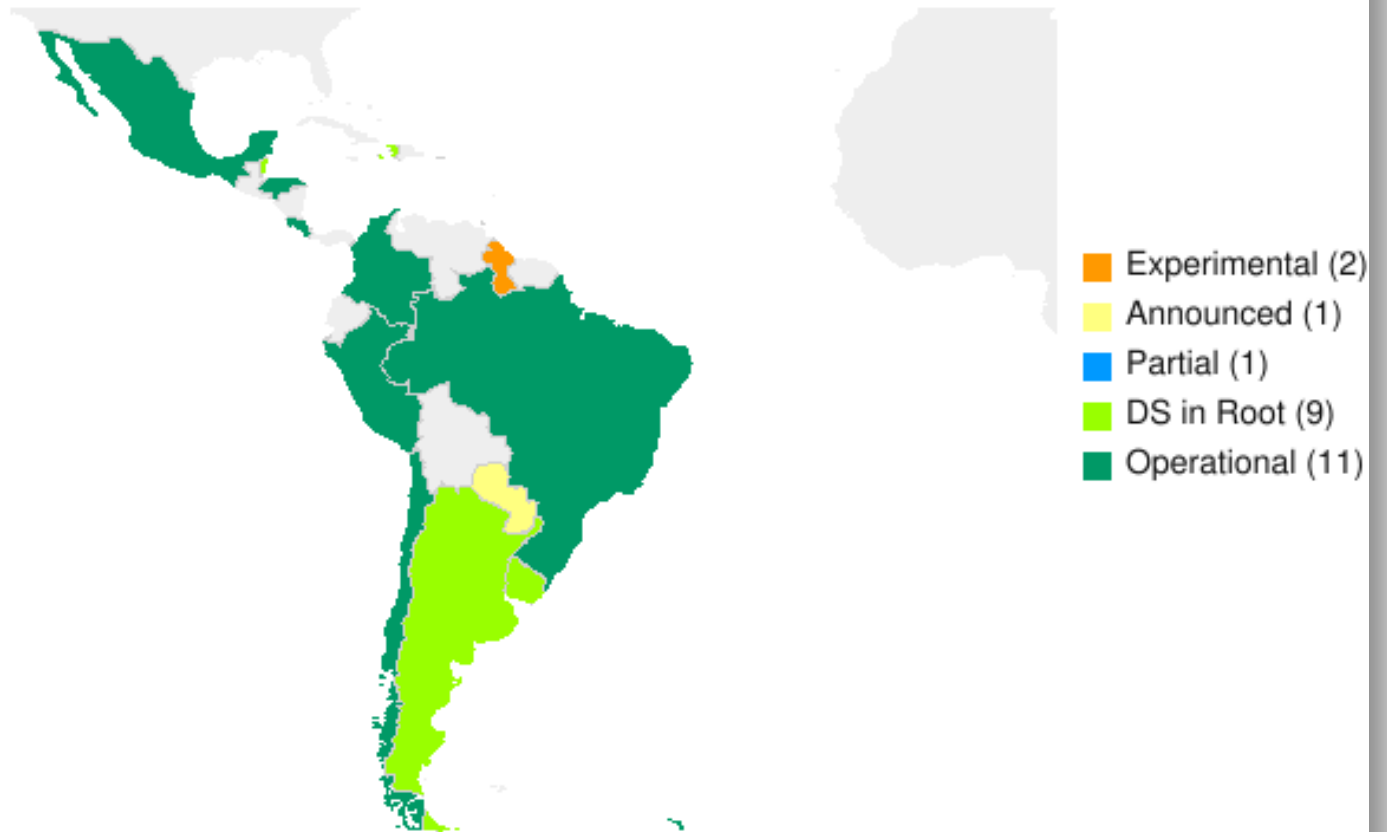


Singapore - .SG
September 2016

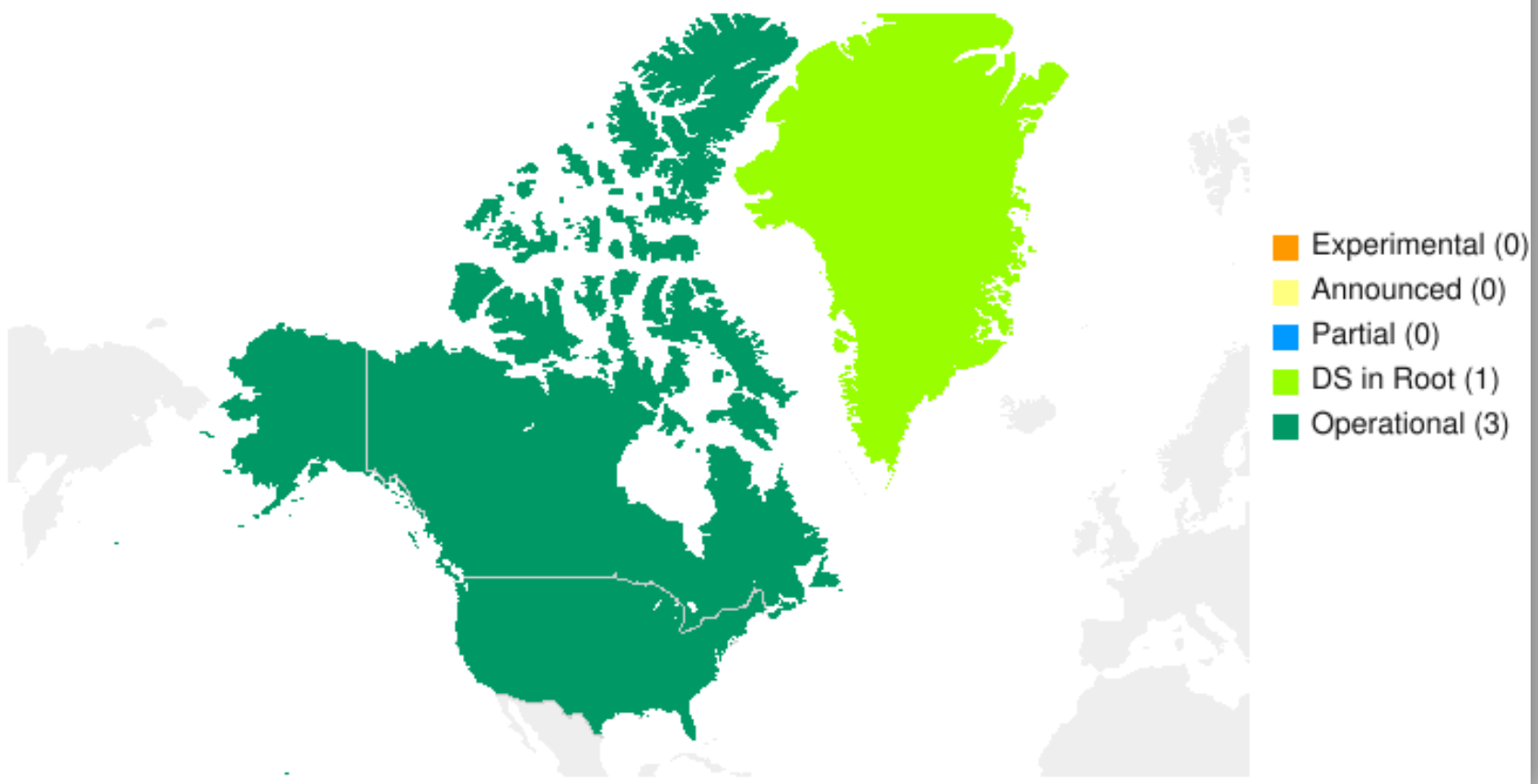
EUR ccTLD DNSSEC Status on 2016-10-31



LAC ccTLD DNSSEC Status on 2016-10-31



NA ccTLD DNSSEC Status on 2016-10-31



Receiving the DNSSEC Deployment Maps

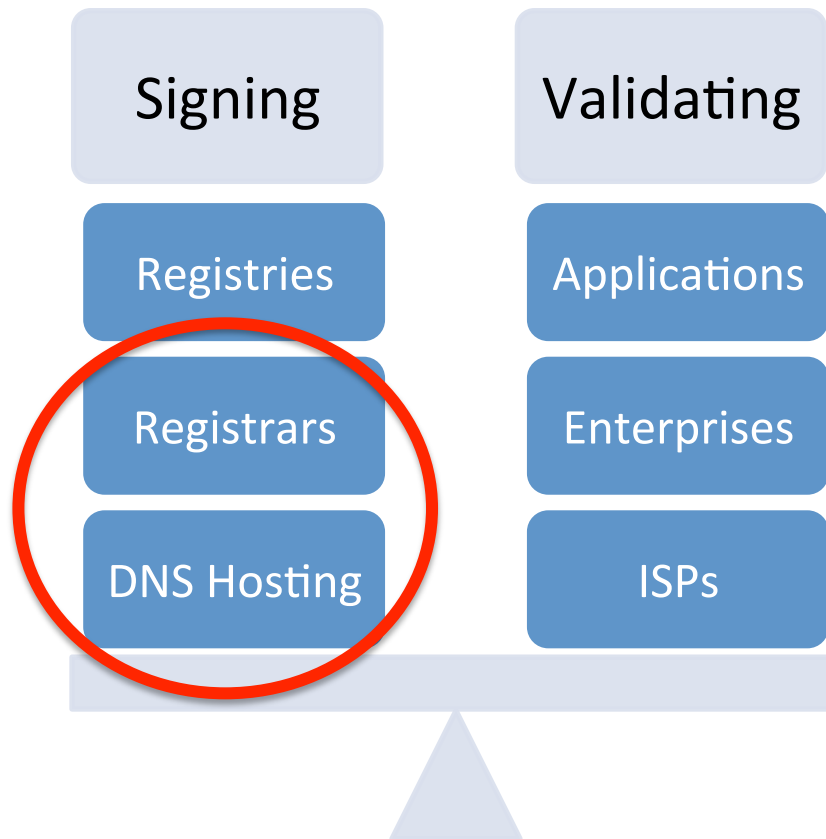
The DNSSEC Deployment Maps are published via email every Monday morning through the Internet Society Deploy360 Programme.

To subscribe, visit:

www.internetsociety.org/deploy360/dnssec/maps/

Please send update requests to york@isoc.org

The Two Parts of DNSSEC



TLD		Description	DS Date	% Signed	Signed/Total
nl.		SIDN (Stichting Internet Domeinregistratie Nederland)	11-NOV-2010	44.92	2546766/5669950
se.		The Internet Infrastructure Foundation	27-AUG-2010	51.16	663356/1296561
cz.		CZ.NIC, z.s.p.o	24-JUN-2010	49.85	636543/1276966
com.		VeriSign Global Registry Services	31-MAR-2011	0.48	617248/127372962
no.		UNINETT Norid A/S	15-NOV-2014	58.21	414872/712709
net.		VeriSign Global Registry Services	9-DEC-2010	0.66	103278/15746374
org.		Public Interest Registry (PIR)	22-JUL-2010	0.68	73353/10741575
nu.		The IUSN Foundation	25-SEP-2010	22.17	69610/313997
info.		Afilias Limited	4-SEP-2010	0.49	26604/5444142
hu.		Council of Hungarian Internet Providers (CHIP)	22-FEB-2015	3.54	24685/697541
ovh.		OVH SAS	19-JUN-2014	38.21	20187/52831
biz.		Neustar, Inc.	7-AUG-2010	0.80	18018/2262408
xyz.		XYZ.COM LLC	19-FEB-2014	0.15	9257/6157254
webcam.		dot Webcam Limited	20-MAR-2014	18.97	7467/39356
amsterdam.		Gemeente Amsterdam	25-DEC-2014	23.26	5693/24473
top.		Jiangsu Bangning Science & Technology Co.,Ltd.	4-AUG-2014	0.12	4634/3987895
frl.		FRLregistry B.V.	31-AUG-2014	26.95	3761/13958
paris.		City of Paris	19-APR-2014	15.26	3253/21322
bank.		fTLD Registry Services, LLC	9-JAN-2015	100.00	2960/2960
online.		DotOnline Inc.	16-MAR-2015	0.40	1807/456871
name.		VeriSign Information Services, Inc.	24-JAN-2014	1.00	1590/159433
immo.		Auburn Bloom, LLC	27-AUG-2014	9.15	1129/12335
cloud.		ARUBA PEC S.p.A.	26-JUN-2015	1.39	1085/78260

<https://rick.eng.br/dnssecstat/>

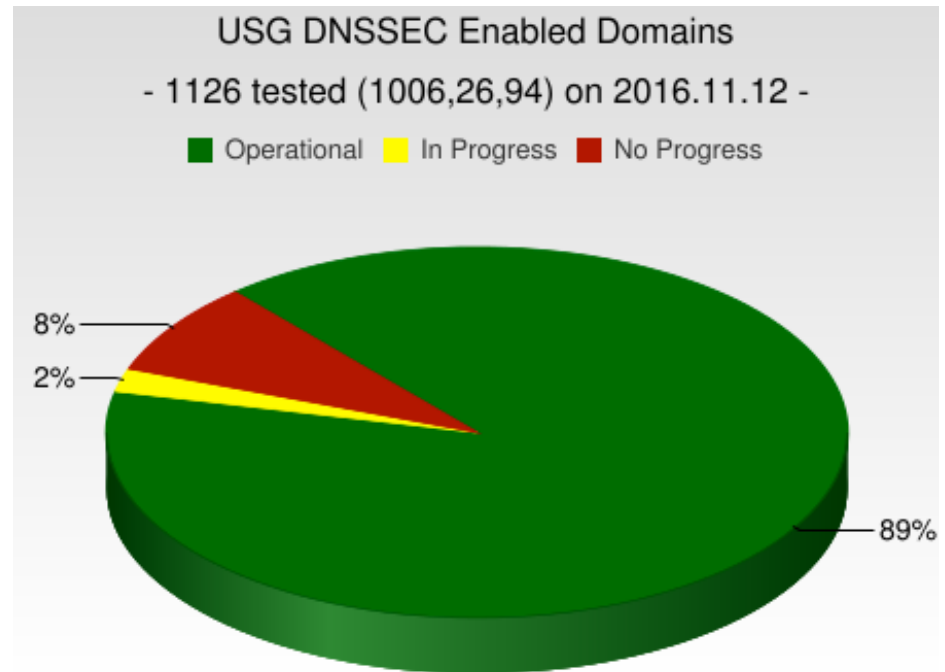
12/11/2016

3.913.274



IDNA 8.323 DNSSEC **953.486**

<http://registro.br/estatisticas.html>
24% signed

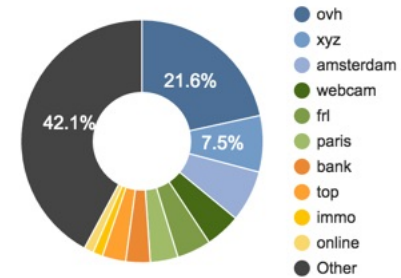


<https://fedv6-deployment.antd.nist.gov/snap-all.html>

Signed Domains



Proportional Distribution



Registrar Breakdown

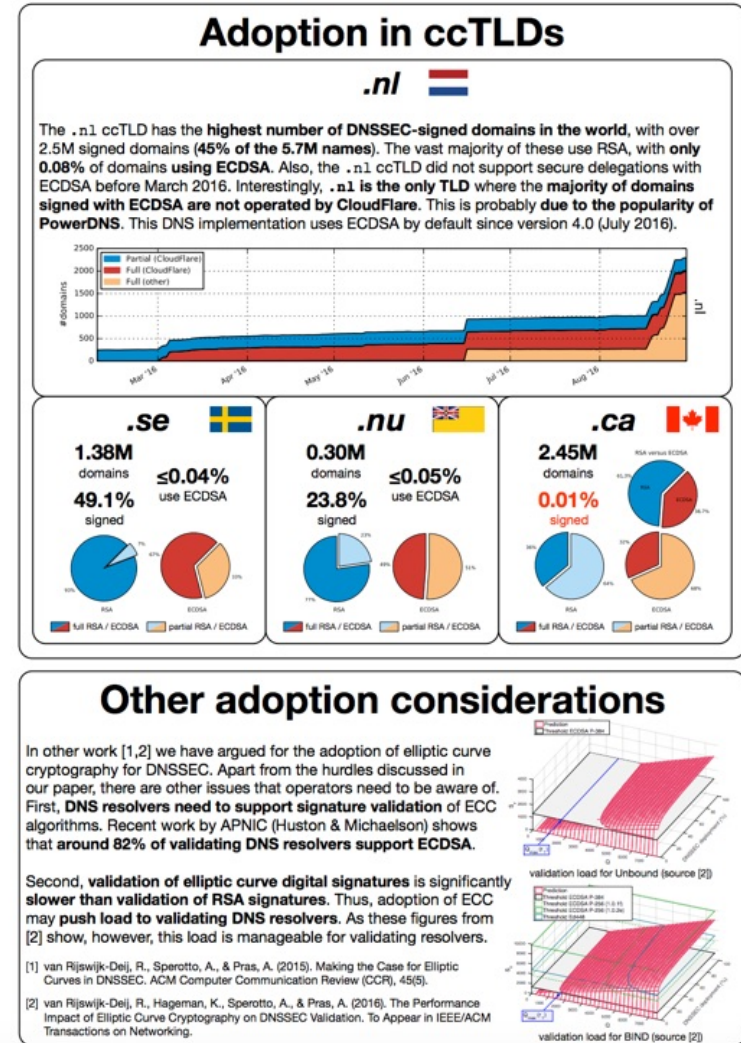
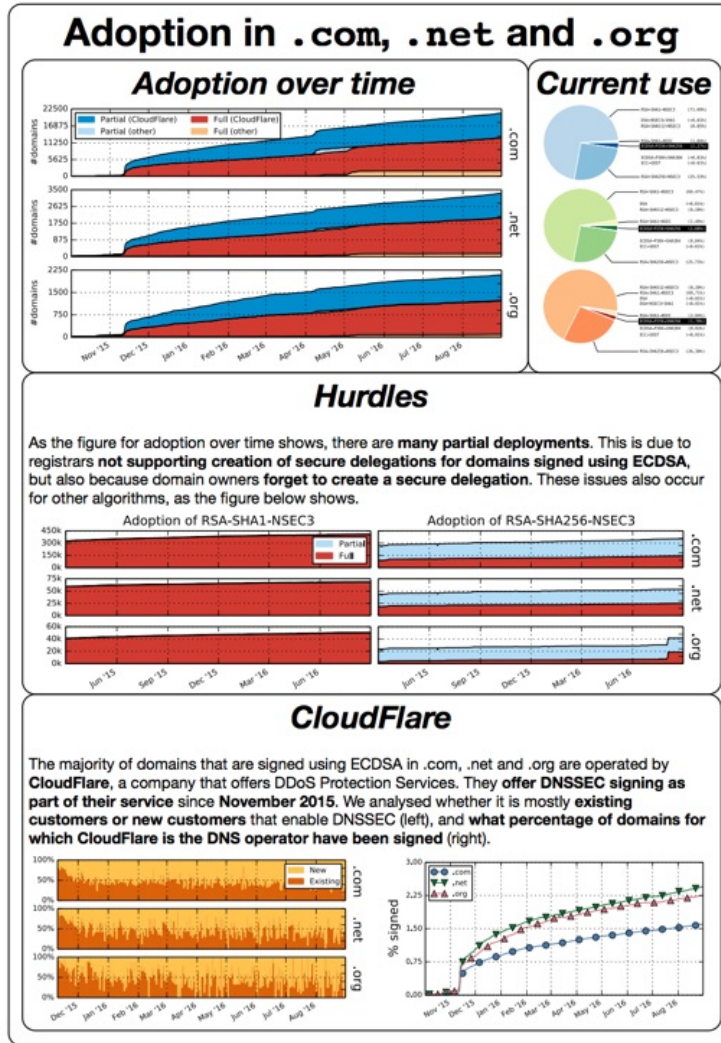
Registrar	Domains	% Share
1. OVH sas	45,715	41.72%
2. Key-Systems, LLC (KeyDrive Group)	9,890	9.03%
3. Mijndomein.nl BV	6,302	5.75%
4. Domeneshop AS dba domainnameshop.com	4,764	4.35%
5. EnCirca, Inc.	2,026	1.85%
6. NameCheap, Inc.	912	0.83%
7. Hosting Concepts B.V. d/b/a Openprovider	853	0.78%
8. Global Village GmbH	452	0.41%
9. Gandi SAS	345	0.31%
10. GoDaddy.com, LLC (GoDaddy Group)	272	0.25%

TLD Breakdown

new gTLD	Domains	% Share
1. .ovh	15,892	14.50%
2. .xyz	5,528	5.04%
3. .amsterdam	5,041	4.60%
4. .webcam	3,459	3.16%
5. .fri	3,350	3.06%
6. .paris	2,727	2.49%
7. .bank	2,393	2.18%
8. .top	2,313	2.11%
9. .immo	962	0.88%
10. .online	947	0.86%
11. .win	876	0.80%
12. .bzh	789	0.72%

<https://ntldstats.com/dnssec>

ECDSA Adoption



DANE

DANE for SMTP Statistics

Viktor Dukhovni reported on 11 Oct 2016:

- Over 102,000 domains with TLSA records for SMTP
- Served by ~2,200 MX hosts

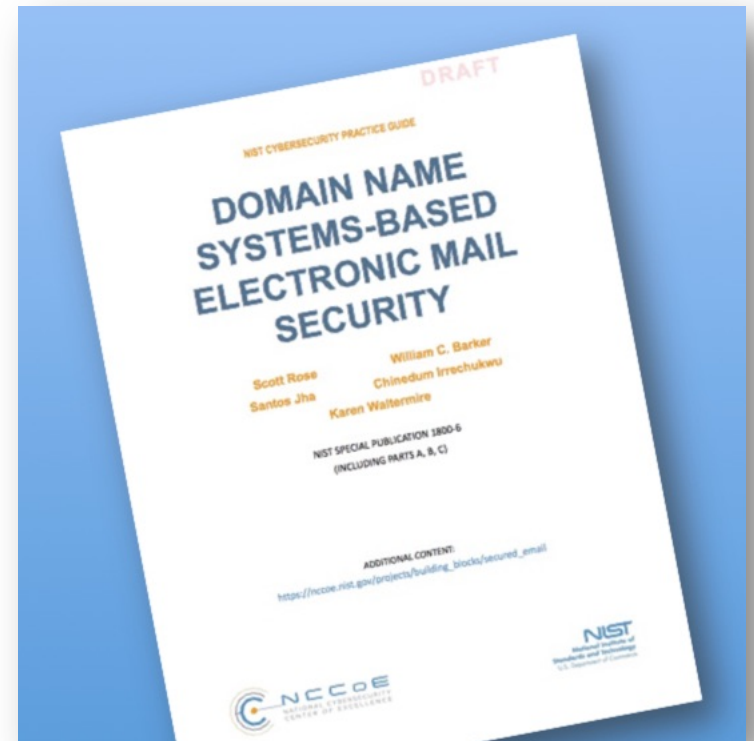
- 81 DANE-validated domains have sufficient volume to appear in Google's email transparency report (up from 24 one year previously)

Source: message to IETF DANE Working Group mailing list – 11 Oct 2016

Speaking of DANE for SMTP...

NIST published Special Publication 1800-6,
“**DNS-Based E-Mail Security**”

- DNSSEC, DANE, SMIMEA



- Read more:
- https://nccoe.nist.gov/projects/building_blocks/secured_email

Summary

- DNSSEC Validation – 14% global, but flat
- DNSSEC Signing
 - 89% of all TLDs signed
 - Second-level domains range from 2.5 million .NL (45%) and ~1 million .BR (24%) and 89% .GOV down to 0.5% .COM
- DANE – seeing success with email encryption
- More work to be done!

Thank you!

Dan York, Internet Society
york@isoc.org

<http://www.internetsociety.org/deploy360/dnssec/>